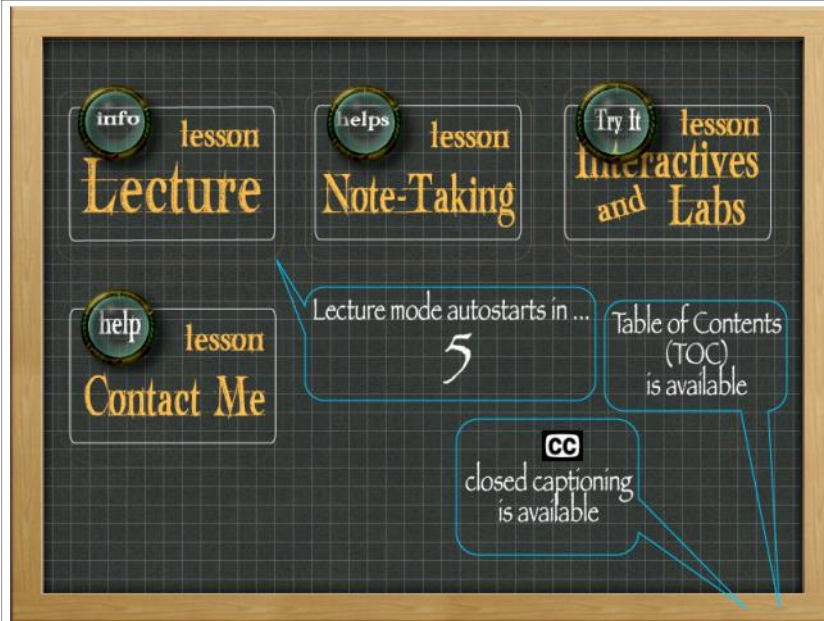


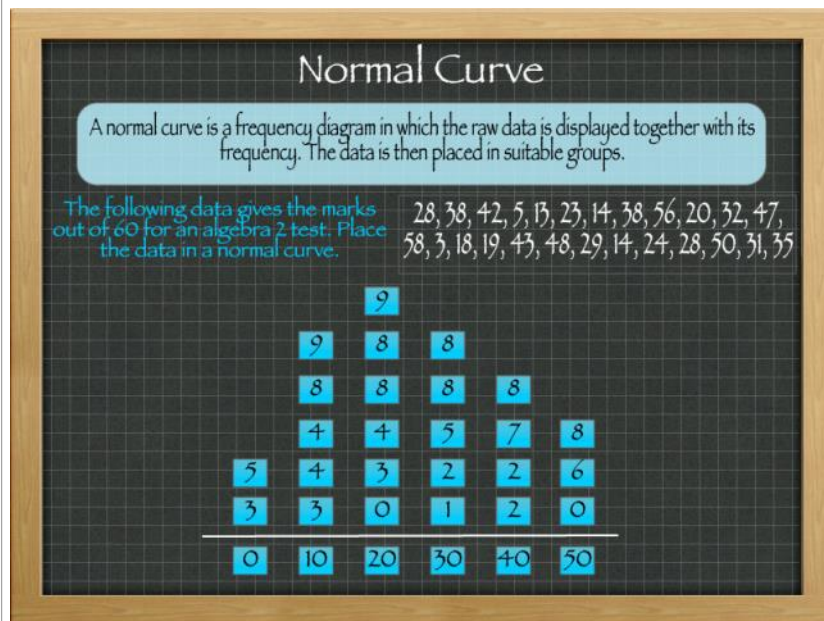
The Normal Curve

Friday, November 15, 2013
10:59 AM

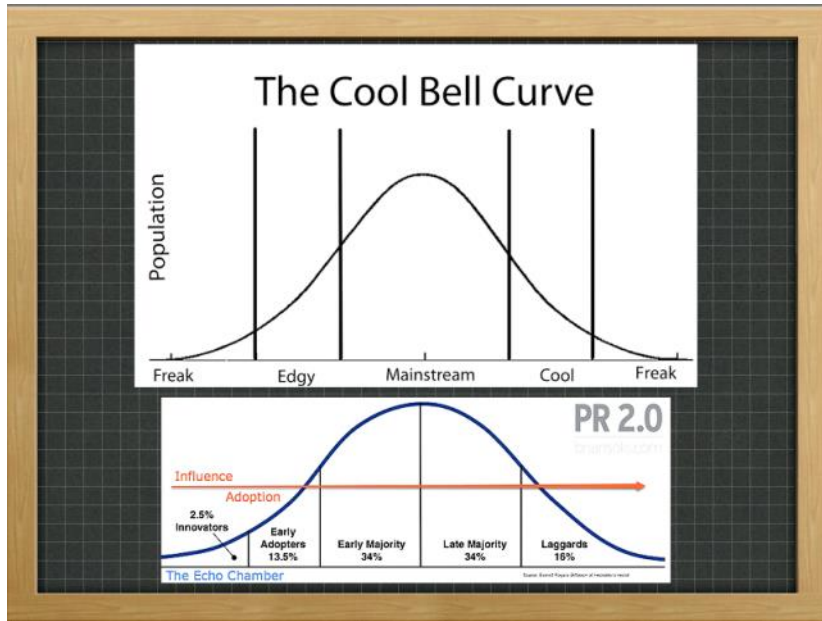
Slide



Note



If you understood how to do the stem and leaf plots, normal distribution curves will be super easy because it is basically a stem and leaf plot turned on its side. Study this one for a bit to get a feel for these. Also note the shape. It is somewhat bell-shaped.



These are two example normal distribution curves found on the internet. It puts some of the things that you learn from a normal distribution curve in focus.

The top one is a fun one that explores the meaning of cool. If you think about it, it hits the nail on the head of how we humans look at each other.

The second one is about the rates of technology adoption. Where do you think you fall in starting to use some new technology?

See if you can create and apply a normal distribution to things and people in your world.

Congratulations! You have completed this topic

Give us feedback about
this lesson if you wish...


lesson
Contact Me